

DOOR SPECIFICATION

- custom manufacturing
- leaf with thick rebate 18 x 18 mm
- rigid aluminum frame
- leaf thickness 65 mm
- leaf construction of 2 steel skins 0.75 mm
- rockwool infill 140 kg/m³, leaf weight = 27 kg/m²
- powder coating, RAL palette

DOOR SIZES

	according to National Technical Assessment ITB-KOT-2017/0156 rev. 3	according to CE- CSWU-2310-CPR-W1116
	internal door	external door
S width	597 mm ÷ 1314 mm	529 mm ÷ 1312 mm
H height	1582 mm ÷ 2532 mm	1639 mm ÷ 2525 mm

CERTIFICATES

National Technical Assessment (KOT), ITB
 Process Verbal, Efectis France
 Classification report, Efectis Nederland
 Certificate of Constancy of Performance, KIWA Inspecta
 Certificate of Constancy of Performance, Certbud; CE marking- external doors

STANDARD EQUIPMENT

- 2 pcs of non-adjustable stainless steel hinges (optional: 2 pcs of stainless steel 3D hinges)
- 2 pcs of safety pins (in case of 3 hinges - 1 pc of safety pin)
- DIN eurocylinder and 3 standard keys
- set of stainless steel U-form handles on long shields
- perimeter rubber gasket, fire resistant intumescent gasket in door frame, smokeproof gasket for class Sa, S₂₀₀
- reinforcement for door closer
- alternative equipment and other door features on request

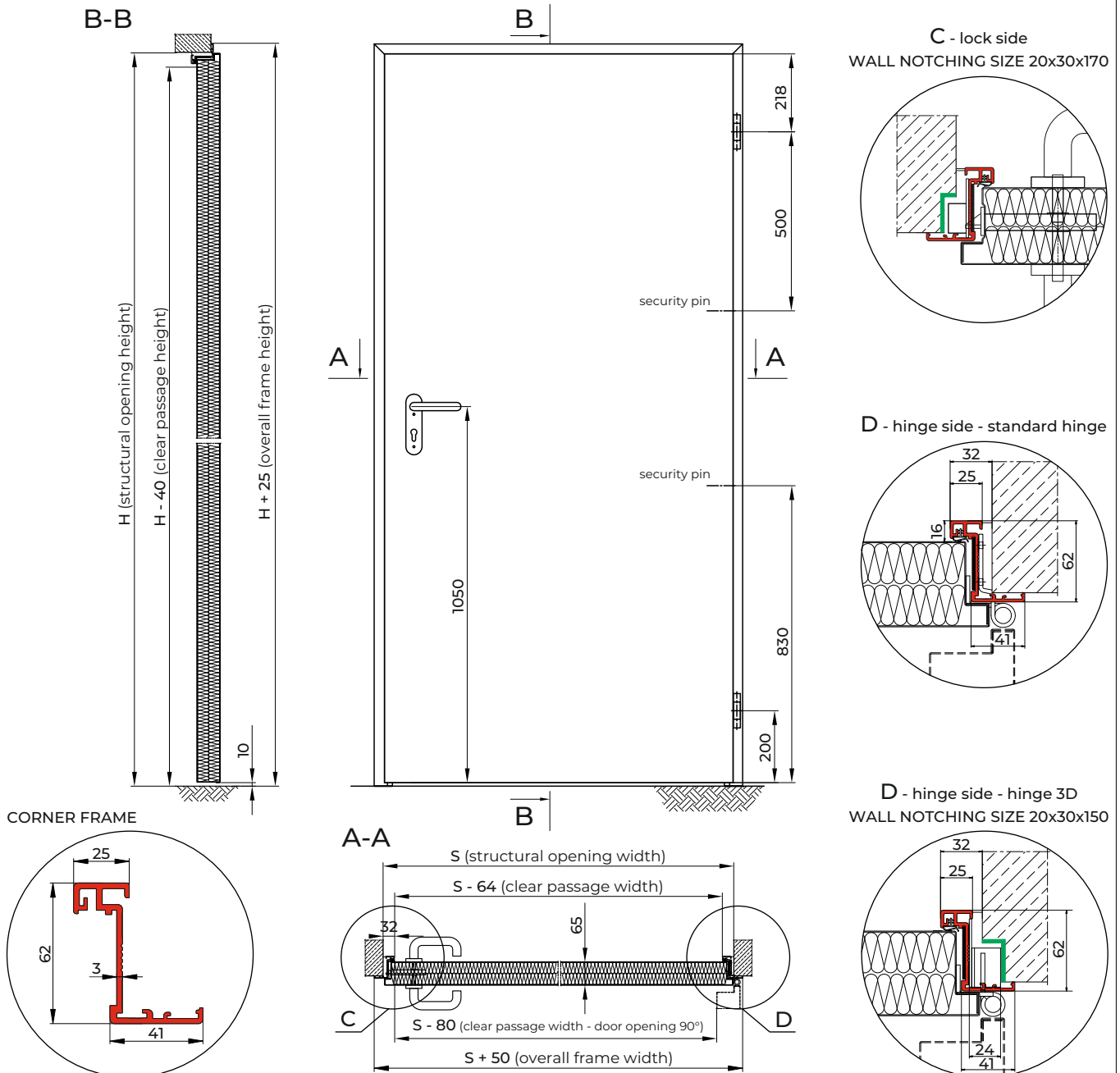
OPTIONAL DOOR CONSTRUCTION

- glazed with rectangular or round glazing, single or double glass
- fitted with fire resistant ventilation grill(s)

TECHNICAL PARAMETERS

Mechanical resistance class 3 according to standard EN1192
 optional class 4 according to standard EN1192
 Mechanical durability class 5 according to standard EN16034
 Thermal insulation from 0,92 Ud [W/m²K] full door
 Acoustic insulation Rw (C;Ctr) = 37 (-2;-7) dB full door
 Rw (C;Ctr) = 35 (-2;-4) dB glazed door
 Corrosion class C3 (optional C5)

DRAWINGS



DOOR SPECIFICATION

- custom manufacturing
- leaf with thick rebate 18 x 18 mm
- rigid aluminum frame
- leaf thickness 65 mm
- leaf construction of 2 steel skins 0.75 mm
- rockwool infill 140 kg/m³, leaf weight = 27 kg/m²
- powder coating, RAL palette

DOOR SIZES

	according to National Technical Assessment ITB-KOT-2017/0156 rev. 3	according to CE- CSWU-2310-CPR-W1116
	internal door	external door
S width	840 mm ÷ 2570 mm	1112 mm ÷ 2274 mm
H height	1648 mm ÷ 2540 mm	1639 mm ÷ 2190 mm

CERTIFICATES

National Technical Assessment (KOT), ITB
 Process Verbal, Efectis France
 Classification report, Efectis Nederland
 Certificate of Constancy of Performance, KIWA Inspecta
 Certificate of Constancy of Performance, Certbud; CE marking- external doors

STANDARD EQUIPMENT

- 2 pcs of non-adjustable stainless steel hinges (optional: 2 pcs of stainless steel 3D hinges)
- 2 pcs of safety pins (in case of 3 hinges - 1 pc of safety pin)
- DIN eurocylinder and 3 standard keys
- set of stainless steel U-form handles on long shields
- perimeter rubber gasket, fire resistant intumescent gasket in door frame and astragal, smokeproof gasket for class Sa, S₂₀₀
- reinforcement for door closer
- flush bolt in astragal of passive leaf
- alternative equipment and other door features on request

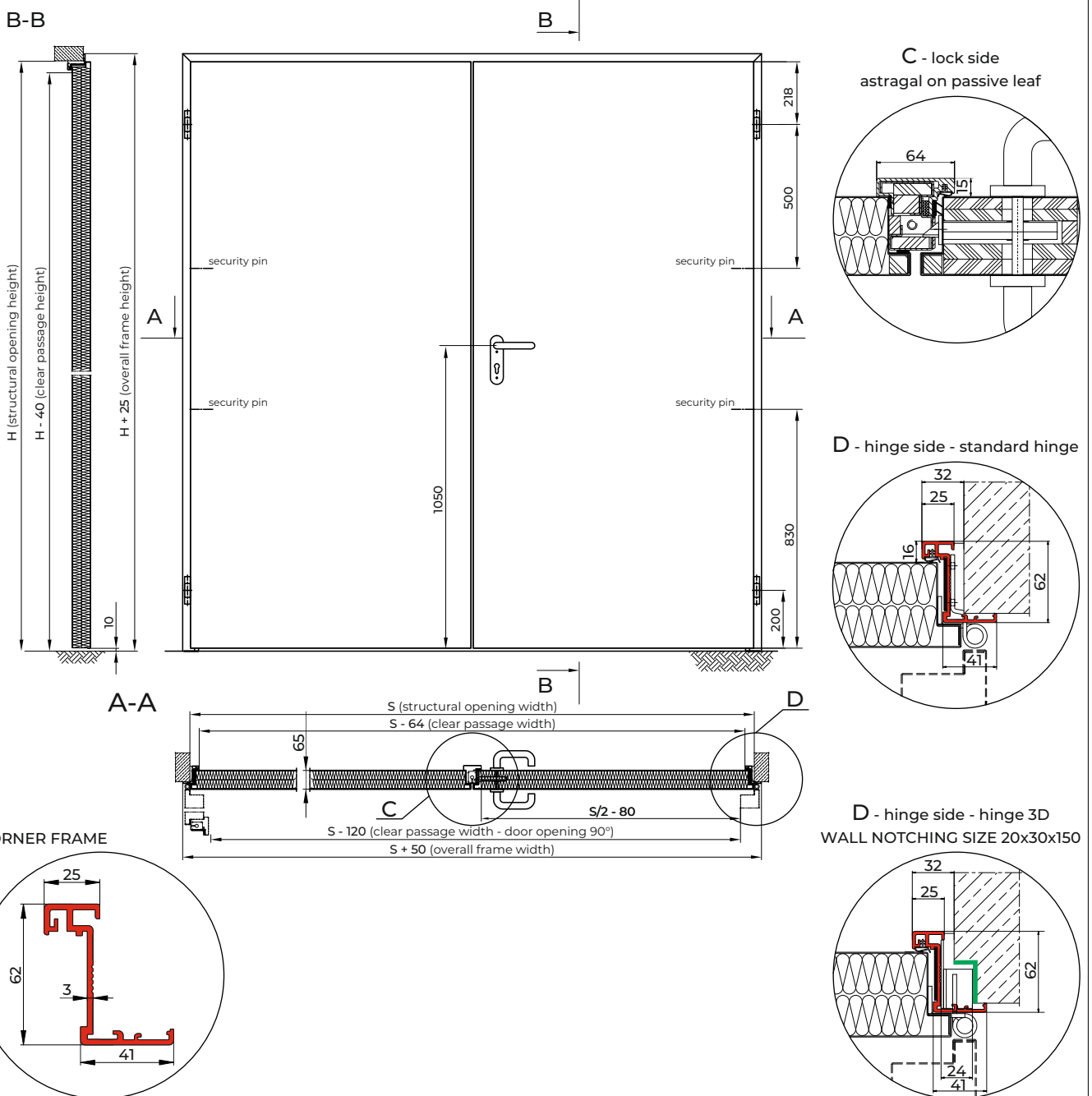
OPTIONAL DOOR CONSTRUCTION

- glazed with rectangular or round glazing, single or double glass
- fitted with fire resistant ventilation grill(s)

TECHNICAL PARAMETERS

Mechanical resistance class 3 according to standard EN1192
 optional class 4 according to standard EN1192
 Mechanical durability class 5 according to standard EN16034
 Thermal insulation from 1,1 Ud [W/m²K] full door
 Acoustic insulation Rw (C,Ctr) = 36 (-1;-3) dB full door; glazed door untested
 Corrosion class C3 (optional C5)

DRAWINGS



DOOR SPECIFICATION

- custom manufacturing
- leaf with thick rebate 18 x 18 mm
- rigid aluminum frame
- leaf thickness 65 mm
- leaf construction of 2 steel skins 0.75 mm
- rockwool infill 140 kg/m³, leaf weight = 27 kg/m²
- powder coating, RAL palette

DOOR SIZES

	according to National Technical Assessment ITB-KOT-2017/0156 rev. 3	according to CE- CSWU-2310-CPR-W1116
	internal door	external door
S width	597 mm ÷ 1314 mm	529 mm ÷ 1312 mm
H height	1582 mm ÷ 2532 mm	1639 mm ÷ 2525 mm

CERTIFICATES

National Technical Assessment (KOT), ITB
 Process Verbal, Efectis France
 Classification report, Efectis Nederland
 Certificate of Constancy of Performance, KIWA Inspecta
 Certificate of Constancy of Performance, Certbud; CE marking- external doors

STANDARD EQUIPMENT

- 2 pcs of non-adjustable stainless steel hinges (optional: 2 pcs of stainless steel 3D hinges)
- 2 pcs of safety pins (in case of 3 hinges - 1 pc of safety pin)
- DIN eurocylinder and 3 standard keys
- set of stainless steel U-form handles on long shields
- perimeter rubber gasket, fire resistant intumescent gasket in door frame, smokeproof gasket for class Sa, S₂₀₀
- reinforcement for door closer
- alternative equipment and other door features on request

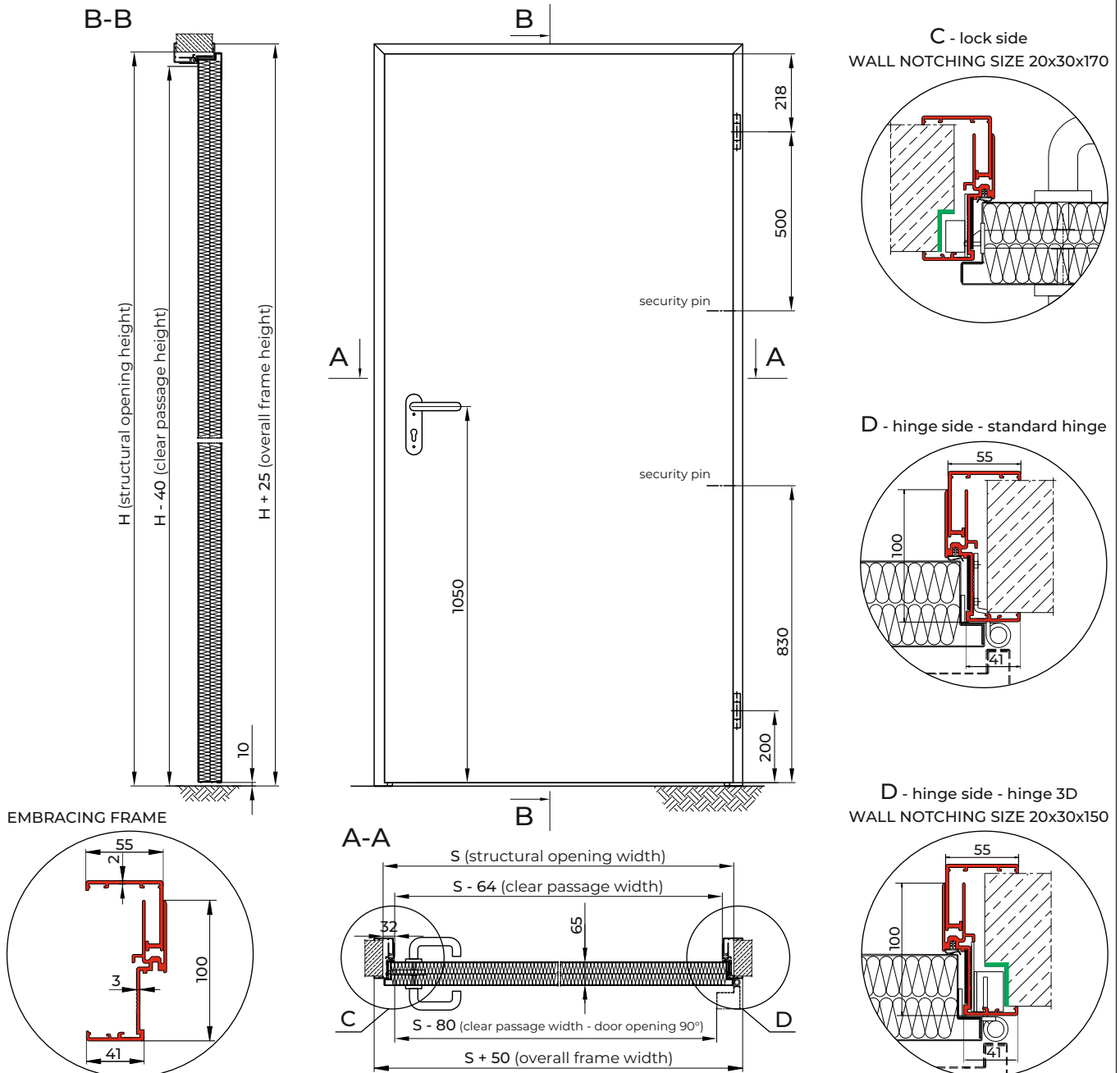
OPTIONAL DOOR CONSTRUCTION

- glazed with rectangular or round glazing, single or double glass
- fitted with fire resistant ventilation grill(s)

TECHNICAL PARAMETERS

Mechanical resistance	class 3 according to standard EN1192 optional class 4 according to standard EN1192
Mechanical durability	class 5 according to standard EN16034
Thermal insulation	1,2 Ud [W/m ² K] full door with std. embracing frame 1,1 Ud [W/m ² K] full door with RPT embracing frame
Acoustic insulation	Rw (C,Ctr) = 37 (-2;-7) dB full door Rw (C,Ctr) = 35 (-2;-4) dB glazed door
Corrosion class	C3 (optional C5)

DRAWINGS



DOOR SPECIFICATION

- custom manufacturing
- leaf with thick rebate 18 x 18 mm
- rigid aluminum frame
- leaf thickness 65 mm
- leaf construction of 2 steel skins 0.75 mm
- rockwool infill 140 kg/m³, leaf weight = 27 kg/m²
- powder coating, RAL palette

DOOR SIZES

	according to National Technical Assessment ITB-KOT-2017/0156 rev. 3	according to CE- CSWU-2310-CPR-W1116
	internal door	external door
S width	840 mm ÷ 2614 mm	1112 mm ÷ 2274 mm
H height	1582 mm ÷ 2532 mm	1639 mm ÷ 2190 mm

CERTIFICATES

National Technical Assessment (KOT), ITB
 Process Verbal, Efectis France
 Classification report, Efectis Nederland
 Certificate of Constancy of Performance, KIWA Inspecta
 Certificate of Constancy of Performance, Certbud; CE marking- external doors

STANDARD EQUIPMENT

- 2 pcs of non-adjustable stainless steel hinges (optional: 2 pcs of stainless steel 3D hinges)
- 2 pcs of safety pins (in case of 3 hinges - 1 pc of safety pin)
- DIN eurocylinder and 3 standard keys
- set of stainless steel U-form handles on long shields
- perimeter rubber gasket, fire resistant intumescent gasket in door frame and astragal, smokeproof gasket for class Sa, S₂₀₀
- reinforcement for door closer
- flush bolt in astragal of passive leaf
- alternative equipment and other door features on request

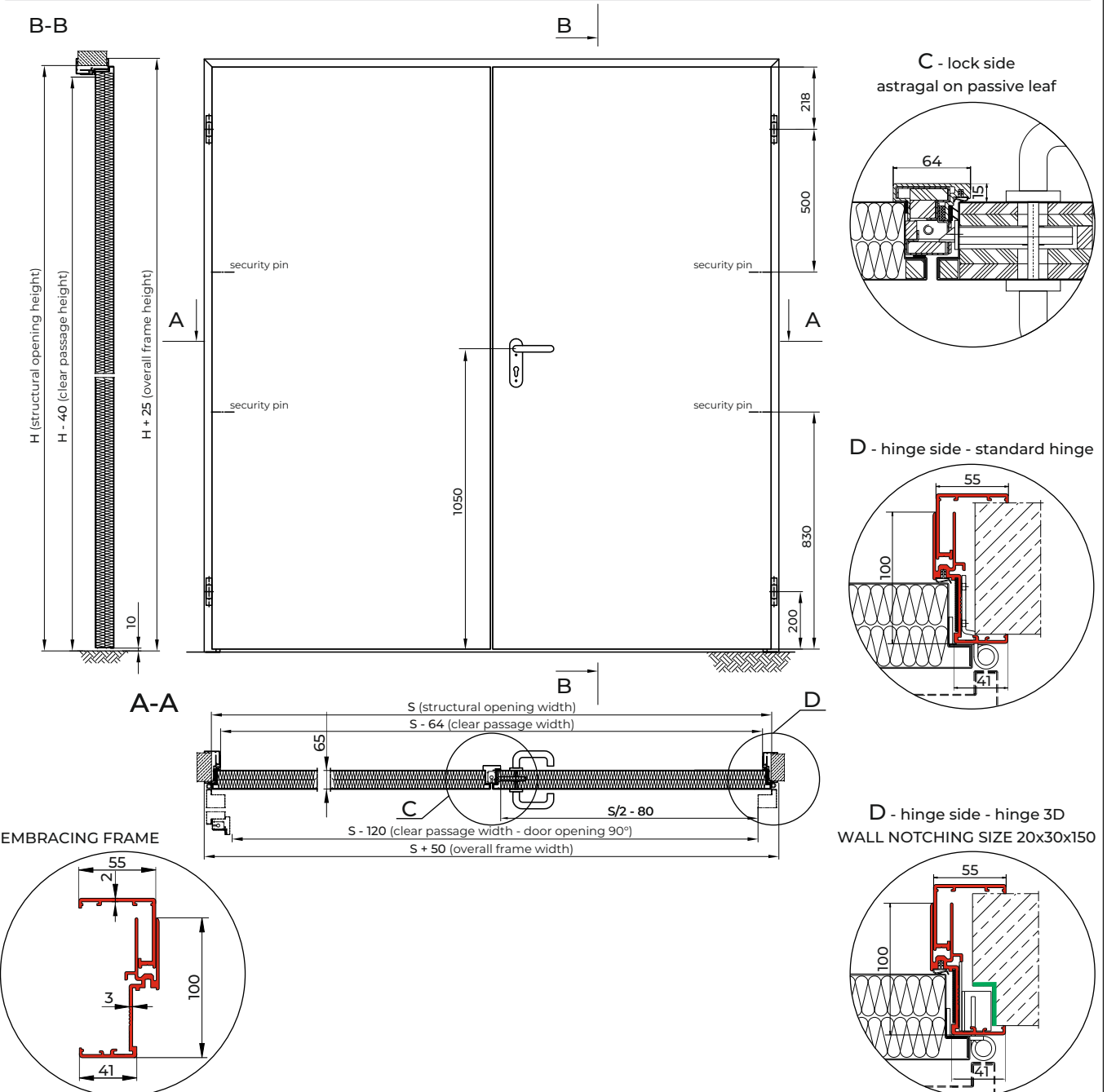
OPTIONAL DOOR CONSTRUCTION

- glazed with rectangular or round glazing, single or double glass
- fitted with fire resistant ventilation grill(s)

TECHNICAL PARAMETERS

Mechanical resistance	class 3 according to standard EN1192 optional class 4 according to standard EN1192
Mechanical durability	class 5 according to standard EN16034
Thermal insulation	1,2 Ud [W/m ² K] full door with std. embracing frame 1,2 Ud [W/m ² K] full door with RPT embracing frame
Acoustic insulation	Rw (C,Ctr) = 36 (-1,-3) dB full door; glazed door untested
Corrosion class	C3 (optional C5)

DRAWINGS



DOOR SPECIFICATION

- custom manufacturing
- leaf with thick rebate 18 x 18 mm
- rigid aluminum frame
- leaf thickness 65 mm
- leaf construction of 2 steel skins 0.75 mm
- rockwool infill 140 kg/m³, leaf weight = 27 kg/m²
- powder coating, RAL palette

DOOR SIZES

	according to National Technical Assessment ITB-KOT-2017/0156 rev. 3	according to CE- CSWU-2310-CPR-W1116
	internal door	external door
S width	667 mm ± 1384 mm	599 mm ± 1382 mm
H height	1617 mm ± 2567 mm	1674 mm ± 2555 mm

CERTIFICATES

National Technical Assessment (KOT), ITB
 Process Verbal, Efectis France
 Classification report, Efectis Nederland
 Certificate of Constancy of Performance, KIWA Inspecta
 Certificate of Constancy of Performance, Certbud; CE marking- external doors

STANDARD EQUIPMENT

- 2 pcs of non-adjustable stainless steel hinges (optional: 2 pcs of stainless steel 3D hinges)
- 2 pcs of safety pins (in case of 3 hinges - 1 pc of safety pin)
- DIN eurocylinder and 3 standard keys
- set of stainless steel U-form handles on long shields
- perimeter rubber gasket, fire resistant intumescent gasket in door frame, smokeproof gasket for class Sa, S₂₀₀
- reinforcement for door closer
- alternative equipment and other door features on request

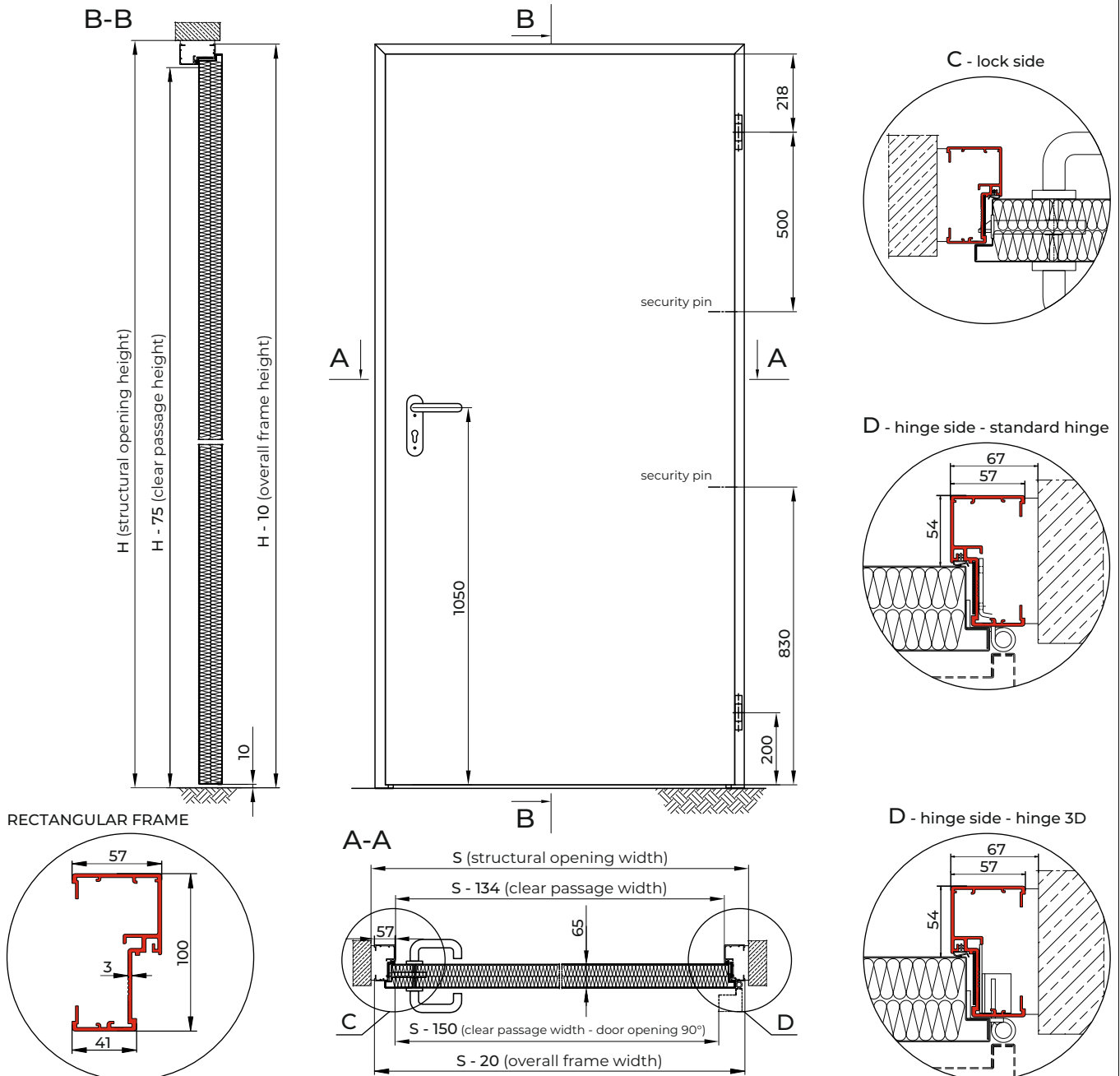
OPTIONAL DOOR CONSTRUCTION

- glazed with rectangular or round glazing, single or double glass
- fitted with fire resistant ventilation grill(s)

TECHNICAL PARAMETERS

Mechanical resistance	class 3 according to standard EN1192 optional class 4 according to standard EN1192
Mechanical durability	class 5 according to standard EN16034
Thermal insulation	1,6 Ud [W/m ² K] full door with std. rectangular frame 1,3 Ud [W/m ² K] full door with RPT rectangular frame
Acoustic insulation	Rw (C,Ctr) = 37 (-2;-7) dB full door Rw (C,Ctr) = 35 (-2;-4) dB glazed door
Corrosion class	C3 (optional C5)

DRAWINGS



DOOR SPECIFICATION

- custom manufacturing
- leaf with thick rebate 18 x 18 mm
- rigid aluminum frame
- leaf thickness 65 mm
- leaf construction of 2 steel skins 0.75 mm
- rockwool infill 140 kg/m³, leaf weight = 27 kg/m²
- powder coating, RAL palette

DOOR SIZES

	according to National Technical Assessment ITB-KOT-2017/0156 rev. 3	according to CE- CSWU-2310-CPR-W1116
	internal door	external door
S width	910 mm ÷ 2640 mm	1182 mm ÷ 2344 mm
H height	1683 mm ÷ 2575 mm	1674 mm ÷ 2205 mm

CERTIFICATES

National Technical Assessment (KOT), ITB
 Process Verbal, Efectis France
 Classification report, Efectis Nederland
 Certificate of Constancy of Performance, KIWA Inspecta
 Certificate of Constancy of Performance, Certbud; CE marking- external doors

STANDARD EQUIPMENT

- 2 pcs of non-adjustable stainless steel hinges (optional: 2 pcs of stainless steel 3D hinges)
- 2 pcs of safety pins (in case of 3 hinges - 1 pc of safety pin)
- DIN eurocylinder and 3 standard keys
- set of stainless steel U-form handles on long shields
- perimeter rubber gasket, fire resistant intumescent gasket in door frame and astragal, smokeproof gasket for class Sa, S₂₀₀
- reinforcement for door closer
- flush bolt in astragal of passive leaf
- alternative equipment and other door features on request

OPTIONAL DOOR CONSTRUCTION

- glazed with rectangular or round glazing, single or double glass
- fitted with fire resistant ventilation grill(s)

TECHNICAL PARAMETERS

Mechanical resistance	class 3 according to standard EN1192 optional class 4 according to standard EN1192
Mechanical durability	class 5 according to standard EN16034
Thermal insulation	1,4 Ud [W/m ² K] full door with std. rectangular frame 1,3 Ud [W/m ² K] full door with RPT rectangular frame
Acoustic insulation	Rw (C,Ctr) = 36 (-1,-3) dB full door; glazed door untested
Corrosion class	C3 (optional C5)

DRAWINGS

